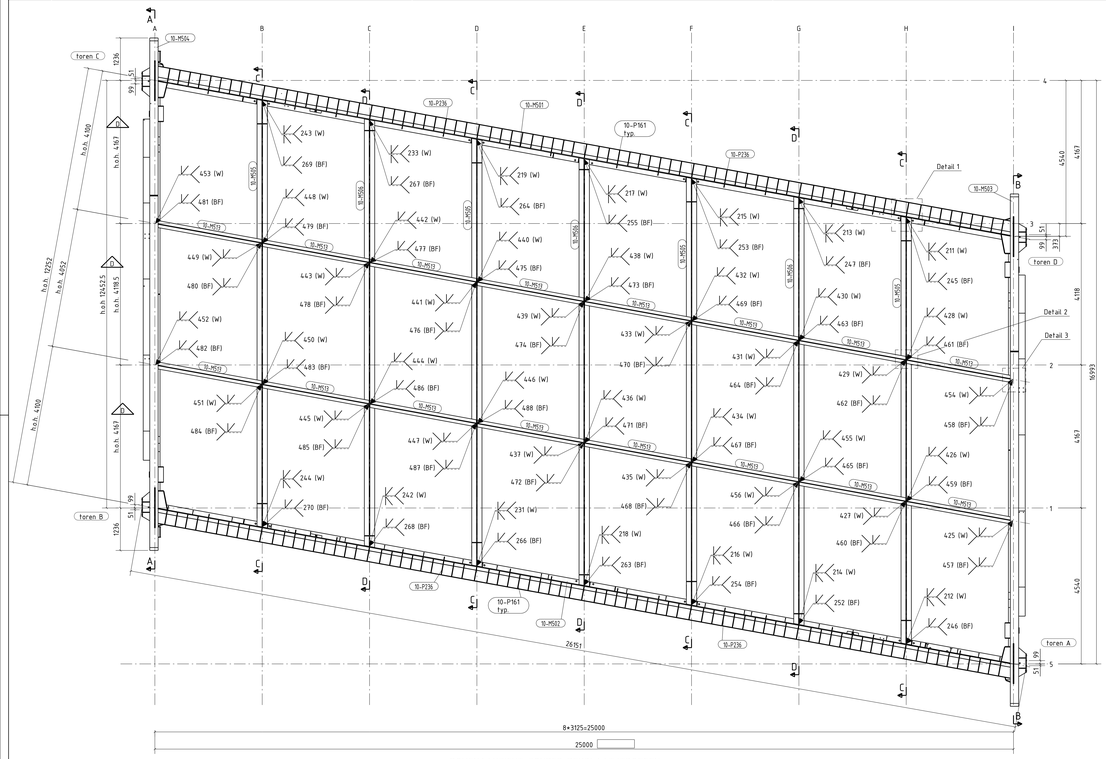

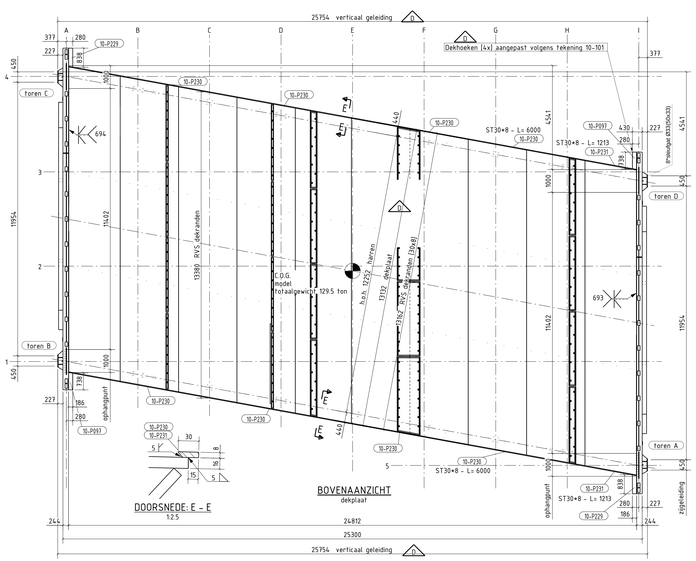

DOORSNEDE: E - E
1:25

BOVENAANZICHT
dekplaat

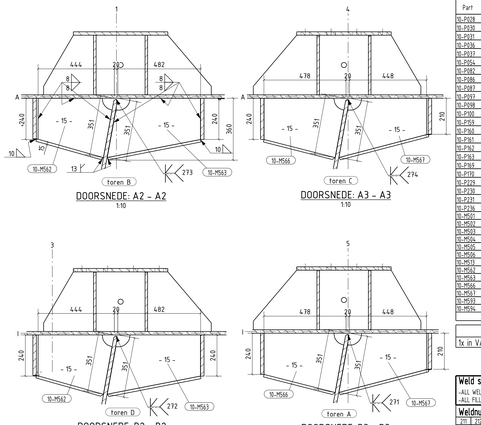

DOORSNEDE: A2 - A2
1:10

DOORSNEDE: A3 - A3
1:10

DOORSNEDE: B2 - B2
1:10

DOORSNEDE: B3 - B3
1:10

PARTS LIST [1x EXECUTED]

Part	NOS	Profile	Length	Description	Material		HD (pcs)	Weight HD (kg)
10-P028	4	PL15×100	1000	linkversterker	355J2+N	3.1		47
10-P030	24	PL15×100	470	linkversterker	355J2+N	3.1		706
10-P031	4	PL15×100	1185	linkversterker	355J2+N	3.1		56
10-P036	4	PL15×100	1525	linkversterker	355J2+N	3.1		72
10-P037	4	PL10×100	200	voetplaat	355J2+N	3.1		6
10-P054	8	PL10×100	200	voetplaat	355J2+N	3.1		13
10-P082	8	PL10×152	865	har schuine pit	355J2+N	3.1		417
10-P086	8	PL15×170	200	voetplaat	355J2+N	3.1		18
10-P087	8	PL15×100	200	voetplaat	355J2+N	3.1		13
10-P097	2	PL15×186	770	deel hoek	355J2+N	3.1		18
10-P098	20	PL15×55	875	schoprand	355J2+N	3.1		153
10-P100	33	1/8 NPT plug	11	DIN 906	316 (nr.1.4401)		x	
10-P153	2	PL15×100	895	har schuine pit	355J2+N	3.1		24
10-P160	4	PL15×152	865	har schuine pit	355J2+N	3.1		413
10-P161	16	PL15×342	430	har schuine pit	355J2+N	3.1		1376
10-P162	2	PL15×152	858	har schuine pit	355J2+N	3.1		104
10-P163	2	PL15×100	853	har schuine pit	355J2+N	3.1		20
10-P163	2	PL15×142	830	har schuine pit	355J2+N	3.1		88
10-P170	2	PL15×100	836	har schuine pit	355J2+N	3.1		19
10-P229	2	PL15×186	838	deel hoek	355J2+N	3.1		38
10-P230	8	ST30×8	6000	dekrand	355J2+N (355J2)	3.1		81
10-P231	2	ST30×8	1213	dekrand	355J2+N (355J2)	3.1		14
10-P236	4	PL15×142	420	har schuine pit	355J2+N	3.1		42
10-M501	1	Assembly		Har. Toren C-D		(10-019)		11450
10-M502	1	Assembly		Har. Toren A-B		(10-017)		11450
10-M503	1	Assembly		Zijligger Toren A - D		(10-016)		5450
10-M504	1	Assembly		Zijligger Toren B - C		(10-016)		5450
10-M505	4	Assembly		Hoofdligger type 1 as B D F H		(10-018)		9170
10-M506	3	Assembly		Hoofdligger type 2 as C E G		(10-015)		7650
10-M511	16	Assembly		Dwarsdrager		(10-011)		4420
10-M562	2	Assembly		Hoek B D buiten		(10-010)		520
10-M563	2	Assembly		Hoek B D binnen		(10-010)		520
10-M566	2	Assembly		Hoek A C binnen		(10-010)		520
10-M567	2	Assembly		Hoek A C buiten		(10-010)		520
10-M593	8	Assembly		Hoofdligger type 1 console hoog		(10-018)		1280
10-M594	8	Assembly		Hoofdligger type 2 console laag		(10-018)		1280
						Weight:		63223 kg

Building Part Reference:

1x in VAL

Weld specification:

-ALL WELDS DOUBLE FILLET a=5, UNLESS OTHERWISE SPECIFIED
-ALL FILLET WELD VALUES REPRESENT THE THROAT THICKNESS= a

Additional test to weld numbers:
(TF) = TOP FLANGE
(W) = WEB
(BF) = BOTTOM FLANGE
(NS) = NEAR SIDE
(FS) = FAR SIDE
(BW) = BAT HOLE

Weldnumbers: [Full Penetration Welds]

201	202	203	204	205	206	207	208	209	210	211	212	213	214	215	216	217	218	219	220	221	222	223	224	225	226	227	228	229	230	231	232
233	234	235	236	237	238	239	240	241	242	243	244	245	246	247	248	249	250	251	252	253	254	255	256	257	258	259	260	261	262	263	264
265	266	267	268	269	270	271	272	273	274	275	276	277	278	279	280	281	282	283	284	285	286	287	288	289	290	291	292	293	294	295	296
297	298	299	300	301	302	303	304	305	306	307	308	309	310	311	312	313	314	315	316	317	318	319	320	321	322	323	324	325	326	327	328
329	330	331	332	333	334	335	336	337	338	339	340	341	342	343	344	345	346	347	348	349	350	351	352	353	354	355	356	357	358	359	360
361	362	363	364	365	366	367	368	369	370	371	372	373	374	375	376	377	378	379	380	381	382	383	384	385	386	387	388	389	390	391	392
393	394	395	396	397	398	399	400																								

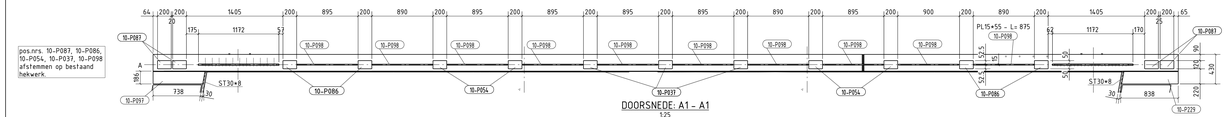

DOORSNEDE: A1 - A1
1:25

DOORSNEDE: A5 - A5
1:10

DOORSNEDE: A4 - A4
1:25

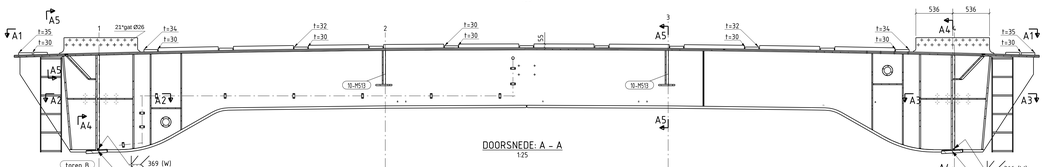

DOORSNEDE: A - A
1:25

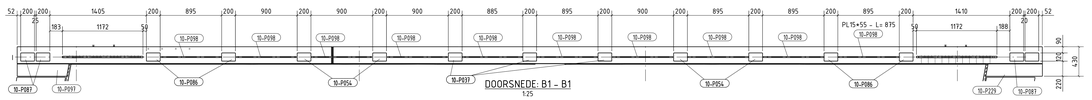

DOORSNEDE: B1 - B1
1:25

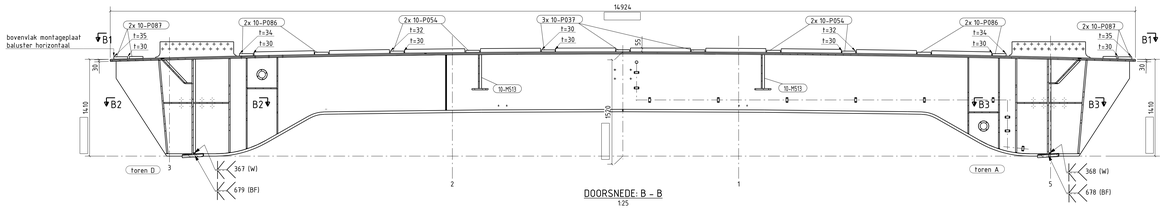

DOORSNEDE: B - B
1:25

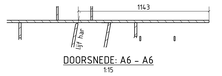

DOORSNEDE: A6 - A6
1:15

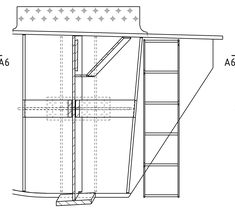

DOORSNEDE: A5 - A5
1:15

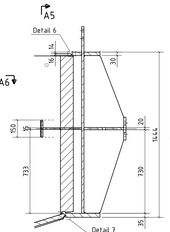

DOORSNEDE: A4 - A4
1:15

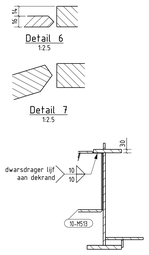

DOORSNEDE: A5 - A5
1:15

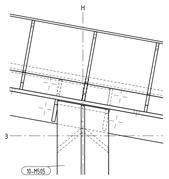

Detail 1
1:10

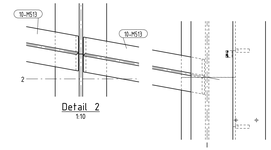

Detail 2
1:10

Detail 3
1:10

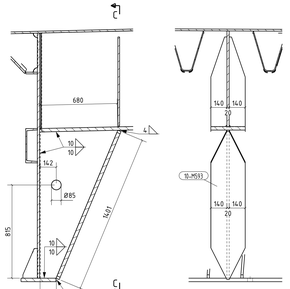

Detail 4
1:15

DOORSNEDE: C - C
1:15

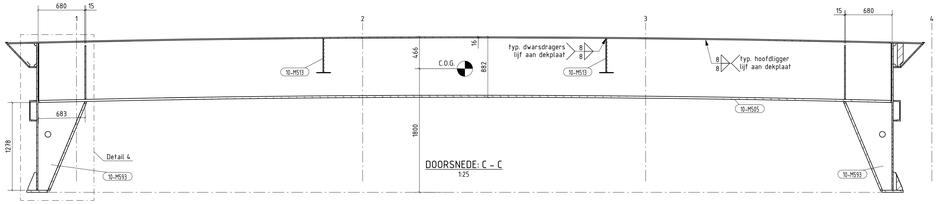

DOORSNEDE: C - C
1:25

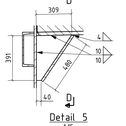

Detail 5
1:5

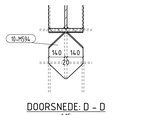

DOORSNEDE: D - D
1:15

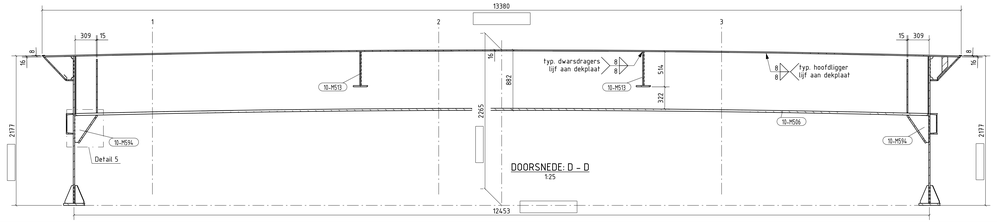

DOORSNEDE: D - D
1:25

10-010 : Lassamenstelling val - Langsdoorsneden
10-011 : Lassamenstelling val - Dwarsdoorsneden
10-012 : Lassamenstelling val - Schuine plaat/schotten
10-013 : Samenstellen val - Boutverbindingen

- FOR GENERAL NOTES SEE 00-2200

Rev.	Date	Drawn	Checked	Description
D	23-02-23	KvdR	Arc.	Aanvraag/nice volgen, verwijderd : AS BUILT
C	21-06-22	KvdR	Arc.	Dimensioneer toegevoegd
B	22-06-22	KvdR	Arc.	nog bouthol verwijderd / hekwerk/zoers aangepast / kleuren zijlijn schuine pl
A	11-06-22	KvdR	Arc.	First issue

HOLLANDIA INFRA
Hollandia Infra b.v.
P.O. Box 12
2500 AA Krimpen a/d IJssel
Phone: +31 (0) 180 - 540 540
Fax: +31 (0) 180 - 519 956

No part of this drawing may be reproduced in any form by print, photocopy, microfilm or used in any way without written permission from Hollandia Infra b.v.

Client: Gemeente Amsterdam
Project: Brug Kikkerbilsluis
Title: Lassamenstelling val Langsdoorsneden
Projection:
Units: mm
Clearance tolerances acc. to: 2200-00-Document
Welding symbols acc. to: EN 22553

Status: As built
Date: 04-02-22
Checked by: Alex van Loon

Scale: 1:25
Format: Vmax
File name: 34346-10-010
REV.: D

Jobs Documents