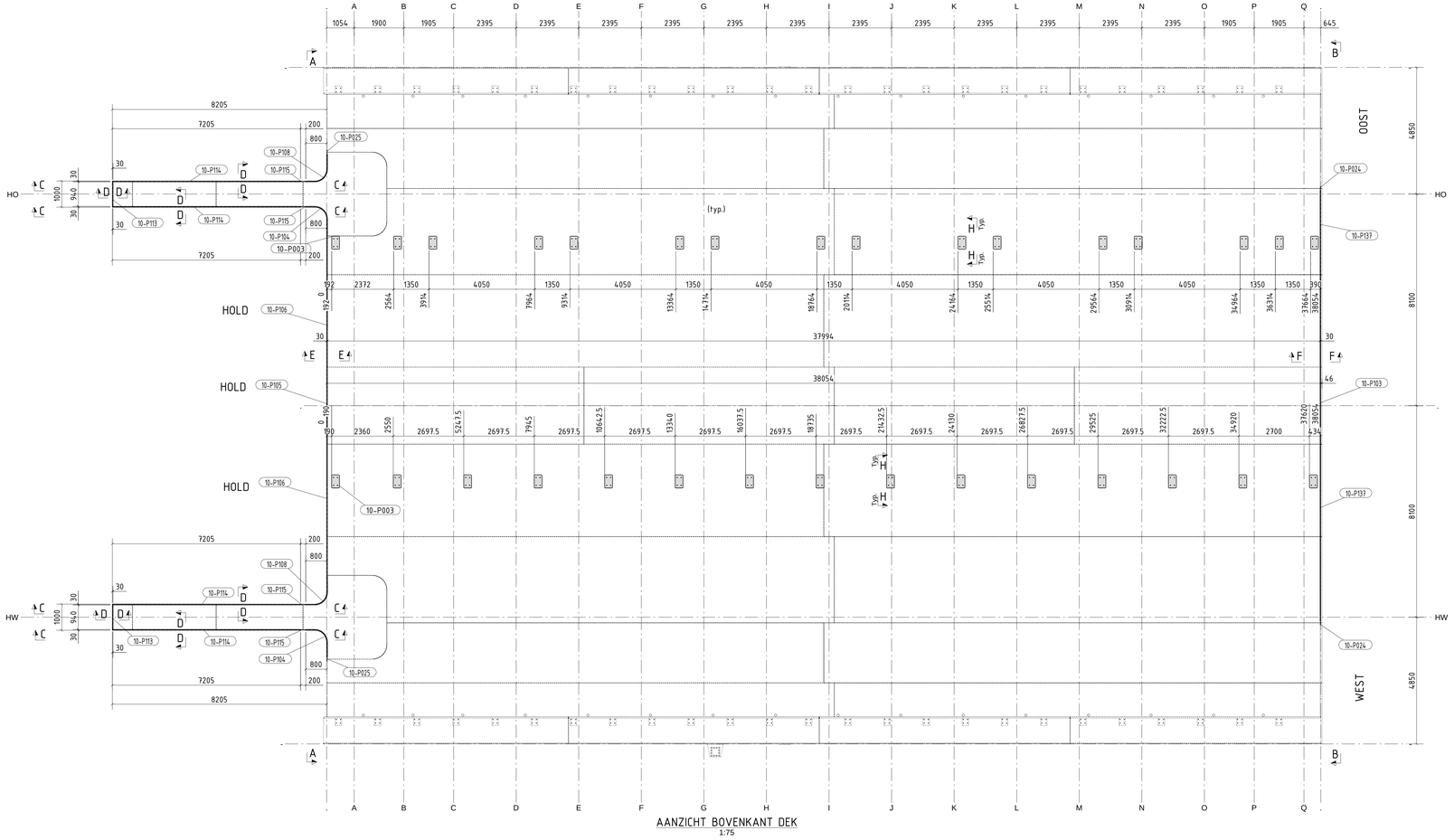


AANZICHT BOVENKANT DEK
1:75

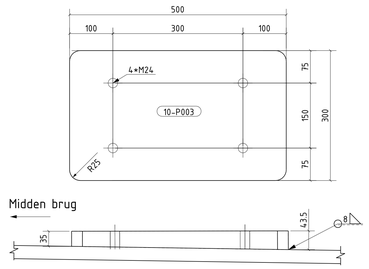


Voetplaat vangrail (Typical 31x)

DOORSNEDE: H – H
1:5

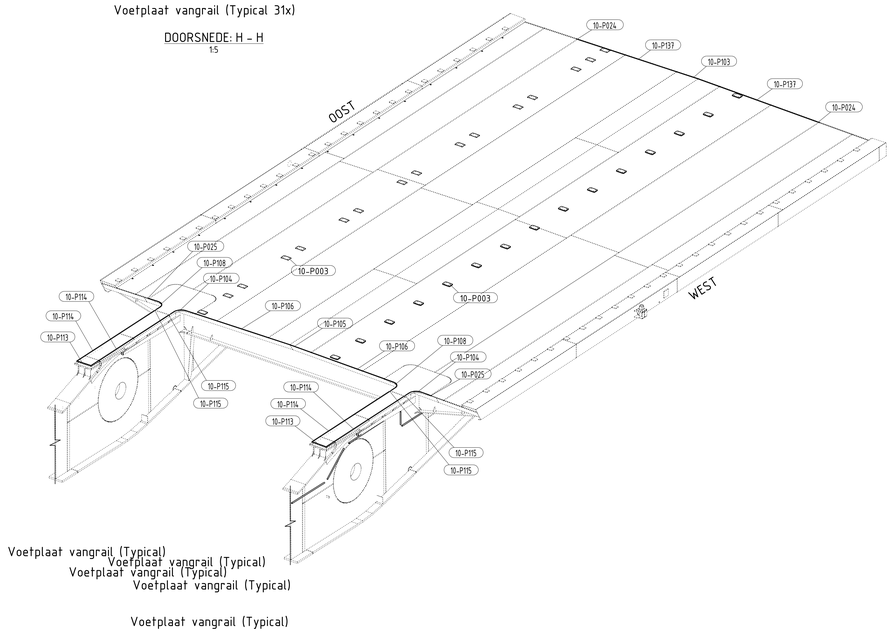


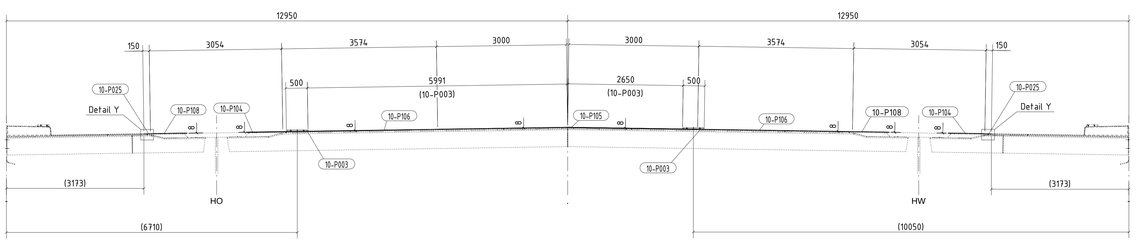


DOORSNEDE: A – A
1:50

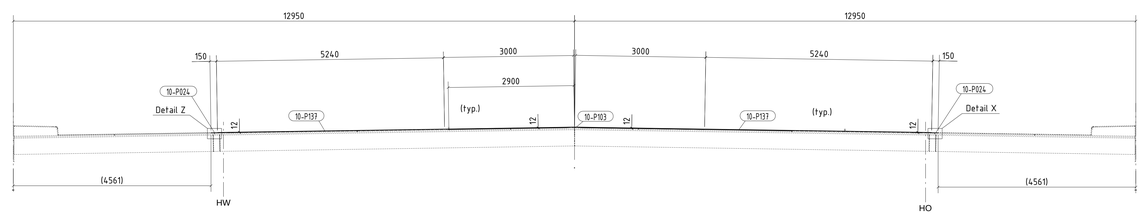


DOORSNEDE: B – B
1:50

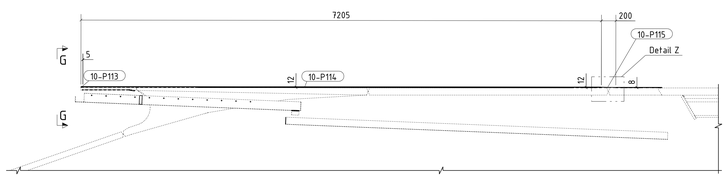


DOORSNEDE: C – C
1:30

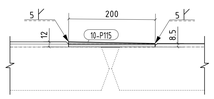


Detail Z
1:5

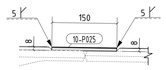


Detail Y
1:5

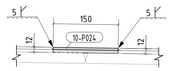


Detail X
1:5

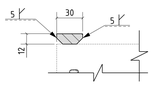


DOORSNEDE: D – D
1:2.5

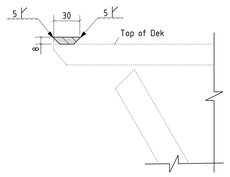


DOORSNEDE: E – E
1:2.5

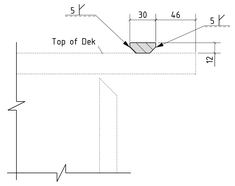


DOORSNEDE: F – F
1:2.5

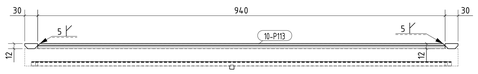


DOORSNEDE: G – G
1:5

## PARTS LIST [1x EXECUTED]

| Part | NOS | Profile | Length | Description | Material | HD Galv. | Weight (Kg) |
|---|---|---|---|---|---|---|---|
| 10-P003 | 31 | PL45×300 | 500 | Voetplaat vangrail | S355ML 3.2 | | 1425 |
| 10-P024 | 2 | ST30×12 | 150 | Dekrand | RVS316L | | 1 |
| 10-P025 | 2 | ST30×8 | 150 | Dekrand | RVS316L | | 0 |
| 10-P103 | 1 | ST30×12 | 6000 | Dekrand | RVS316L | | 113 |
| 10-P104 | 2 | ST30×8 | 1653 | Dekrand | RVS316L | | 5 |
| 10-P105 | 1 | ST30×8 | 6000 | Dekrand | RVS316L | | 9 |
| 10-P106 | 2 | ST30×8 | 3574 | Dekrand | RVS316L | | 11 |
| 10-P108 | 2 | ST30×8 | 1633 | Dekrand | RVS316L | | 5 |
| 10-P113 | 2 | ST30×12 | 940 | Dekrand | RVS316L | | 5 |
| 10-P114 | 4 | ST30×12 | 7205 | Dekrand | RVS316L | | 70 |
| 10-P115 | 4 | ST30×12 | 200 | Dekrand | RVS316L | | 2 |
| 10-P137 | 2 | ST30×12 | 5240 | Dekrand | RVS316L | | 26 |
| | | | | | | Weight: | 1572 kg |

Building Part Reference:

1x in 30-W47

**Weld specification:**
- ALL WELDS DOUBLE FILLET a=5 , UNLESS OTHERWISE SPECIFIED.
- ALL FILLET WELD VALUES REPRESENT THE THROAT THICKNESS= a.

**Additional text to weld numbers:**
(TF) = TOP FLANGE (NS) = NEAR SIDE
(W) = WEB (FS) = FAR SIDE
(BF) = BOTTOM FLANGE (RH) = RAT HOLE

| Rev. | Date | Drawn | Checked | Description |
|---|---|---|---|---|
| B | 31-01-23 | AvR | ND | Locatie en aantal gewijzigd van 10_P003 Voetplaten vangrail |
| A | 08-09-22 | GH | ND | Eerste uitgave |


HOLLANDIA INFRA
Hollandia Infra b.v.
P.O. Box 12
2920 AA Krimpen a/d IJssel
Phone: +31 (0) 180 - 540 540
Fax: +31 (0) 180 - 519 956



No part of this drawing may be reproduced in any form by print, photoprint, microfilm or used in any way without written permission from Hollandia Infra b.v.


Client: Rijkswaterstaat

Project: Haringvlietbrug

Projection:

Title: Lassamenstelling - Val
Bovenzijde burgdek - dekrand en vangrailvoetplaten

Units: mm
Geometric tolerances acc. to: 2200-00-Document
Welding symbols acc. to: EN 22553

Status: **As built**
Date: 17-07-23
Checked by: Nico Dijk

Scale: 1:2.5
Format: A0

File name: 34454-10-007
REV.: B

Tekla Structures

Printed By: Patrick Bos